

Step 1

Determine Your Pond's Water Volume

Determine the measurements of your pond (in feet). Multiply these numbers to get an approximate pond volume in gallons.

Length of Pond		
Width of Pond	x	
Avg Depth of Pond	x	
To account for shape and rocks	x	.8
Gallons per Cubic Foot	x	7.5
Approximate Pond Gallons	=	
Use this number for treatment quantities		



Find these water treatments individually or in our Pond Treatment Tote at our brick and mortar store or our online store.

CoolPonds.Net

Step 2

Use These Treatments Weekly



BioClear and Clean

Combats single-celled algae that creates green water. Also breaks down debris. For new ponds or for treating extensive problems, use a double dose, every 3 days.

Dosage :
1 packet per
1,000 gallons

 packets

Remove Away Plus

Prevents string algae from growing on all surfaces of your pond. Starves existing algae. To treat existing issues, use a double dose every 3 days. Does not prevent carpet algae which is good!

Dosage :
1 scoop per
500 gallons

 scoops

We use all the products described in this brochure to treat our personal ponds and the ponds we professionally maintain. These treatments may not work effectively without the components of a healthy pond (see reverse side). Please follow package directions. KEEP ALL PRODUCTS OUT OF THE REACH OF CHILDREN.

Step 3

Supplement As Needed With These Treatments



MuckOff

Naturally dissolves muck at the bottom of your pond. Toss tablets around the bottom of your pond, creek, or anywhere with an accumulation of organic debris. We recommend weekly.

Dosage :
3 tablets per
500 gallons

 tablets

Koi Clay

Binds suspended debris to better filter it out of your pond water. Especially useful after a string algae bloom!

Dosage :
2 scoops per
500 gallons

 scoops

BioClear Extreme


Live bacteria that super charges the war against single-celled algae. Great for green water issues. For existing issues, use a double dose every 3 days.


Dosage :
1 oz per
250 gallons


 ounces


Healthy Pond Checklist


In order for these treatments to function at their best, your pond needs a balanced ecosystem. That includes the following:

 **Circulation** : Beneficial bacteria need highly oxygenated environments. Waterfalls are ok, but aeration systems are best.

 **Filtration** : It's best to have filtration that 1.) grows bacteria, and 2.) removes debris from the water. Our recommendation is a skimmer and waterfall filter. If you need help finding a filtration system for your pond, ask us!

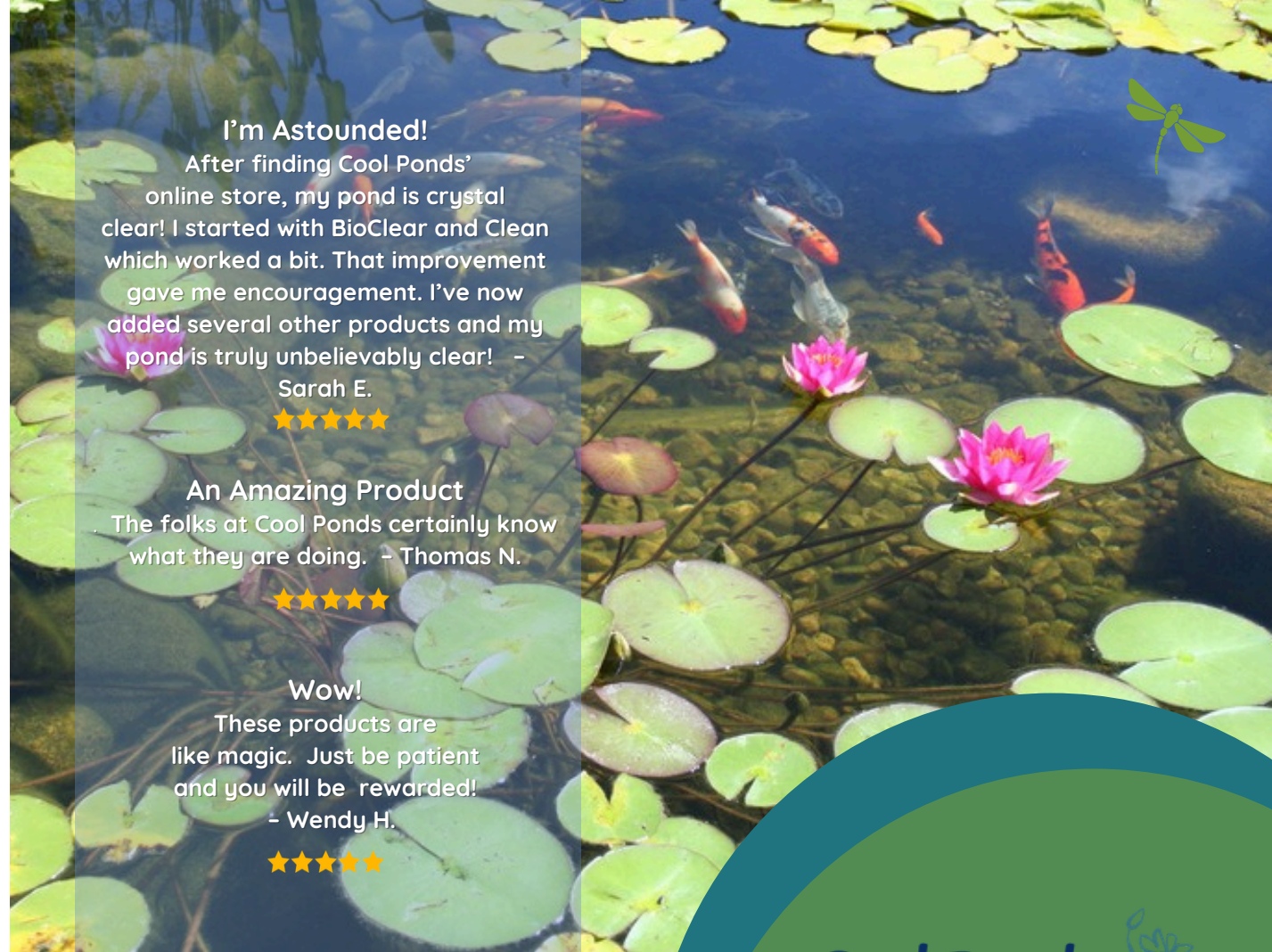
 **Aquatic Plants** : Plants that grow in the pond water compete with algae for food, effectively starving out algae.

 **Fish** : Pond fish feed on algae and provide natural fertilizer for your plants. Just make sure you don't have too many and don't overfeed them.

 **Rocks and Gravel** : Adding rocks and gravel to your pond provides essential surface area for your beneficial bacteria to grow. Rocks can actually keep your pond cleaner!

The Secret Ingredient

Everyone wants to know - what is Cool Ponds' secret for keeping our ponds so clear? Ready to hear it? The answer is... patience. These are natural treatments and processes - they take time! But once they balance, you will be hooked! Be sure to use these treatments on a regular basis!



I'm Astounded!

After finding Cool Ponds' online store, my pond is crystal clear! I started with BioClear and Clean which worked a bit. That improvement gave me encouragement. I've now added several other products and my pond is truly unbelievably clear! -

Sarah E.



An Amazing Product

The folks at Cool Ponds certainly know what they are doing. - Thomas N.



Wow!

These products are like magic. Just be patient and you will be rewarded!

- Wendy H.



Find Our Products
Online Now!



Cool Ponds 

901 E Hanna Ave
Indianapolis, IN 46227
317-786-3670

CoolPonds.Net
info@CoolPonds.Net

Cool Ponds 

Pond
Treatment
Essentials

CoolPonds.Net